


HOW TO: CONTOURED COPPER


#REDKENRECIPE



CONTOURED COPPER



STARTING LEVEL:
Natural level 5



ARTIST:
Sean Godard

FORMULA

LIGHTENING FORMULA 1

- 2 scoops (30g) Flash Lift Power 9 Bonder Inside
- 2oz. (60ml) 20 Volume Pro-Oxide Cream Developer

LIGHTENING FORMULA 2


- 2 scoops (30g) Flash Lift Power 9 Bonder Inside
- 2oz. (60ml) 10 Volume Pro-Oxide Cream Developer

SHADES EQ FORMULA 1


- 1 oz. (30ml) Shades EQ Gloss 07C Curry
- 1 oz. (30ml) Shades EQ Processing Solution

SHADES EQ FORMULA 2

- 1 oz. (30ml) Shades EQ Bonder Inside 06AA BONFIRE
- 1 oz. (60ml) Shades EQ Processing Solution



**07C
CURRY**
NEW & IMPROVED



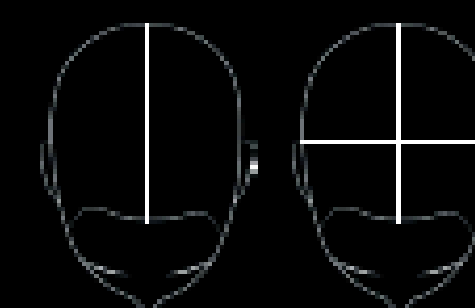
**06AA
BONFIRE**
NEW & IMPROVED



SECTIONING

+ STEP 1


Separate the front from the back with a vertical parting from the top of the head to the top of the ear. Repeat on the opposite side. Divide the back equally with a vertical parting from the top of the head to the center of the nape, and from the top of the head to the front hairline.



LIGHTENING APPLICATION

+ STEP 1

Starting at the nape, take a ¼" (0.5cm) diagonal back slice section. Apply **Lightening Formula 1** to zone 2, saturate well. Continue to drop down sections and work through the 4 quadrants applying **Lightening Formula 1** to all zones 2.



+ STEP 2

Once complete, apply **Lightening Formula 2** to zone 1


+ STEP 3

Process at room temperature, until level 7 is achieved. Maximum processing time should not exceed 50 minutes. Rinse, shampoo with **Acidic Bonding Concentrate**, Treat with **Acidic Amino protein Concentrate**. Rinse and dry hair.

SHADES EQ GLOSS APPLICATION

+ SECTIONING

Separate the front from the back with a vertical parting from the top of the head to the top of the ear. Repeat on the opposite side. Divide the back equally with a vertical parting from the top of the head to the center of the nape, and from the top of the head to the front hairline.





+ STEP 1

On dry hair, Apply **Shades EQ Formula 1** globally to zone 1.

+ STEP 2

Once complete, work through rest of head applying alternate formulas of **Shades EQ formula 1** & **SEQ Formula 2** to zones 2.

 **Hot Tip** - Change the thickness and direction of each section to increase dimension.



+ STEP 3

Process for 20 minutes at room temperature, then rinse well and condition with **Acidic Bonding Concentrates**. **Dry and style.**